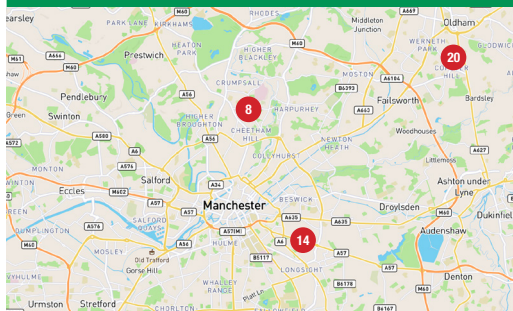


### North West

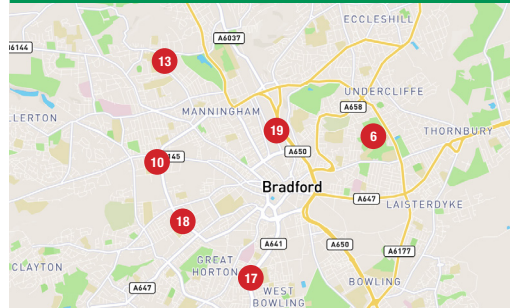
3 of the UK's top 20 uninsured hotspots are in this region. In the North West, an estimated 4.29% out of 3.8 million vehicles are not insured. This is an estimated 163,000 vehicles.



UK hotspot ranking	Postal District	Police Area
8	M 8	Greater Manchester
14	M 12	Greater Manchester
20	OL 8	Greater Manchester

### Yorkshire and The Humber

6 of the UK's top 20 uninsured hotspots are in this region. In Yorkshire and The Humber, an estimated 3.31% out of 2.9 million vehicles are not insured. This is an estimated 96,000 vehicles.

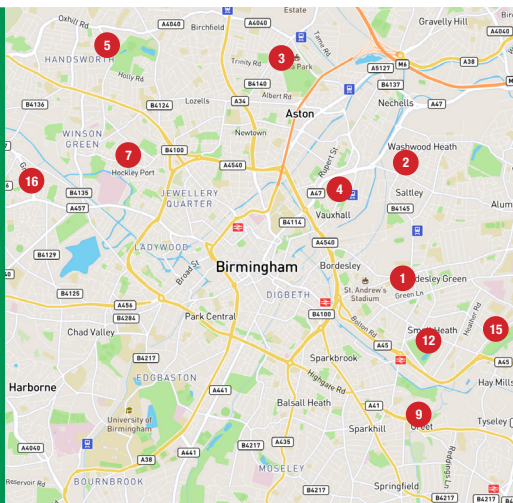


UK hotspot ranking	Postal District	Police Area
6	BD 3	West Yorkshire
10	BD 8	West Yorkshire
13	BD 9	West Yorkshire
17	BD 5	West Yorkshire
18	BD 7	West Yorkshire
19	BD 1	West Yorkshire



### West Midlands

11 of the UK's top 20 uninsured hotspots are in this region. In the West Midlands an estimated 3.17% out of 3.7 million vehicles are not insured. This is an estimated 117,000 vehicles.



UK hotspot ranking	Postal District	Police Area
1	B 9	West Midlands
2	B 8	West Midlands
3	B 6	West Midlands
4	B 7	West Midlands
5	B 21	West Midlands
7	B 18	West Midlands
9	B 11	West Midlands
11	WV 2	West Midlands
12	B 10	West Midlands
15	B 25	West Midlands
16	B 66	West Midlands